



Arroyo

2023-2024 Family Survey
Fall 2023

Summary

Topic Description	Results	Comparison
Academic preparation	91%	96% Washington Elementary School District
District Climate	85%	89% Washington Elementary School District
Parent engagement	93%	97% Washington Elementary School District
Safety and behavior	72%	85% Washington Elementary School District
School Fit Families' perceptions of how well a school matches their child's developmental needs.	88%	96%



District Climate

Your average

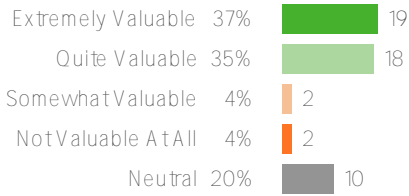
85%

51 responses

District average: **89%** Washington Elementary School District

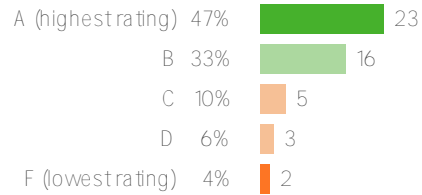
How did people respond?

Q.1: How valuable is the communication from the district office?



Favorable: **90%**

Q.2: The various departments in the district office support our school campuses. What grade would you assign the district office?



Favorable: **80%**

Parent engagement

Your average

93%

51 responses

District average: 97%



Safety and behavior

Your average

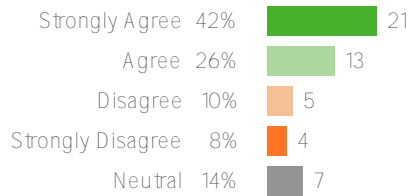
72%

51 responses

District average: **85%** Washington Elementary School District

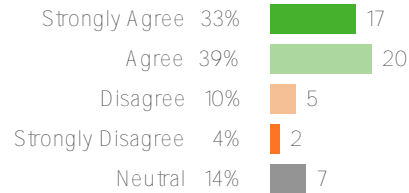
How did people respond?

Q.1: My child feels comfortable on campus.



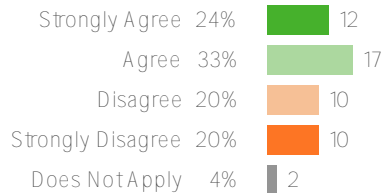
Favorable: **79%**

Q.2: Teachers and students treat each other with kindness at this school.



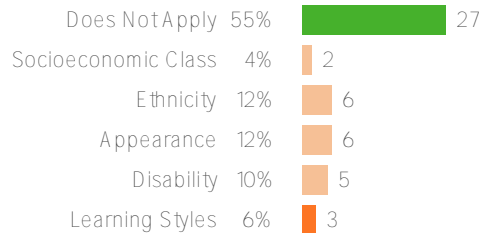
Favorable: **84%**

Q.3: My child was not insulted, teased or harassed at this school.



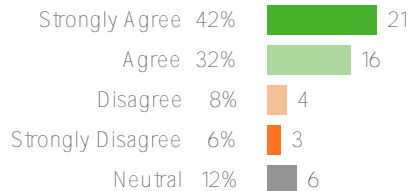
Favorable: **59%**

Q.4: If my child was insulted or harassed at this school it was related to:



Favorable: **55%**

Q.5: I am kept informed about my child's behavior.



Favorable: **84%**

School Fit

Your average

88%

51 responses

District average: 96% Washington Elementary School District

How did people respond?

School operations

Your average

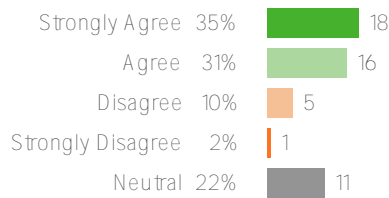
85%

51 responses

District average: 91% Washington Elementary School District

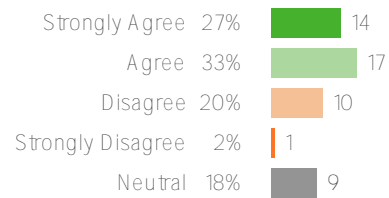
How did people respond?

Q.1: Healthy food is served for breakfast and lunch.



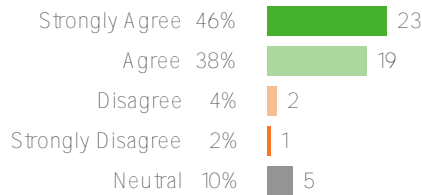
Favorable: 85%

Q.2: My child gets enough to eat at school.



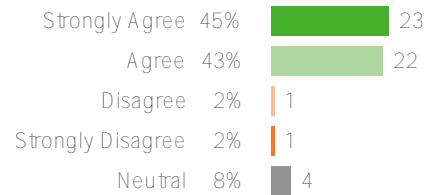
Favorable: 74%

Q.3: My child's school is clean and provides a safe and healthy environment.



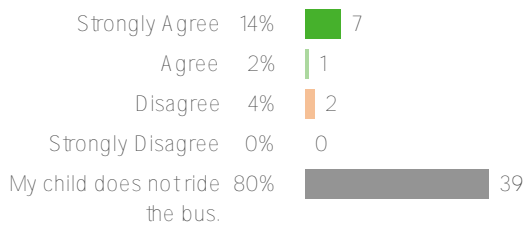
Favorable: 93%

Q.4: My child's school grounds, classrooms and outer building are well-maintained.



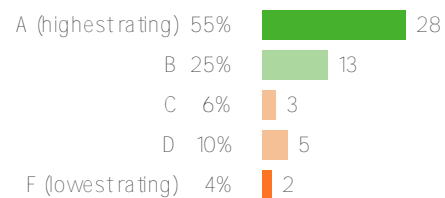
Favorable: 96%

Q.5: My child's school bus is on time most days.



Favorable: 80%

Q.6: How would you grade the overall quality of the school?



Favorable: 80%



Social Awareness

Your average

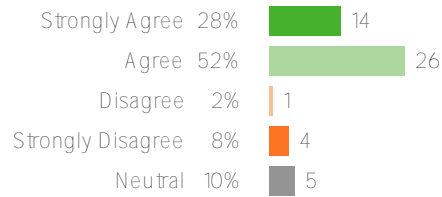
89%

51 responses

District average: **96%** Washington Elementary School District

How did people respond?

Q.1: Adults in this school are good examples of how we should treat each other (like respect, responsibility, and fairness).



Favorable: **89%**

Student support

Your average



Supportive Relationships

Your average

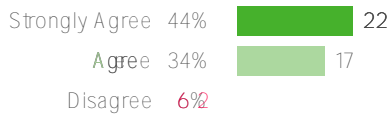
82%

51 responses

District average: 96% Washington Elementary School District

How did people respond?

Q.1: The school staff are available to talk to me.



Favorable: 87%

Background Questions

How did pe
